

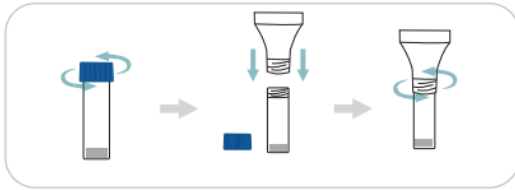


## COVID-19 Antigen Detection Kit (Colloidal Gold)

- Non-invasive saliva sample collection
- No equipment needed, easy to use
- On-site inspection, results in 10-15 minutes

## Re-assessment process & Result interpretation

1



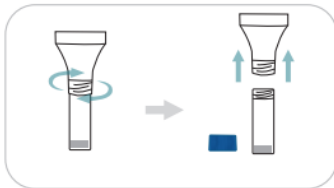
Get the saliva collector from the test kit.  
Turn the collecting funnel into the tube.

2



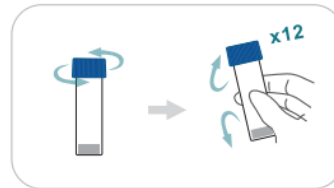
Spit in the funnel until the salivation  
Volume is 2 mL (excluding air bubbles).

3



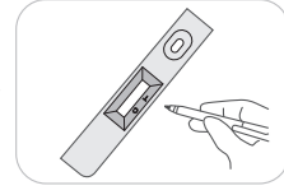
Hold the tube vertically and turn the  
funnel loose to remove it from the tube  
To be picked up. Throw away the funnel.

4



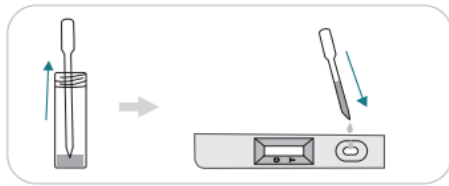
Take the blue member and turn  
Well on the Tube. Shakes the  
tube 12x Upside Down around It's a  
mix saliva well with the  
Solution.

5



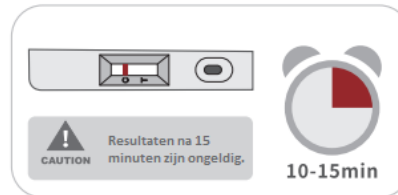
Open the aluminum foil  
Packaging grab the test card  
and mark.

6



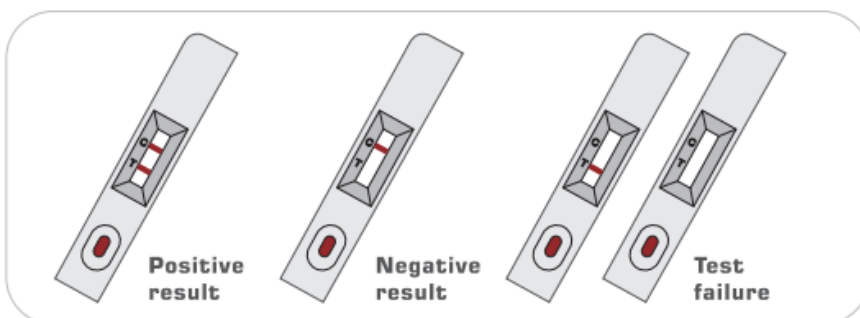
Add 2 drops or the treated sample (60µl)  
vertically into the sample cavity of the Cassette.

7



Read the results between 10 and 15 minutes.

## Result interpretation



### Storage conditions & shelf life

The original packaging must be stored dark and dry at 4-30 °C. Shelf life is 24 months. After collection, the test must be done within 10 minutes. The test card must be used within 1 hour after opening the aluminum foil.

### Product components & specifications

Test card, extractionbuffer, dropper, speeksel collector, instructions for use, 25 tests/kit, 1 test/kit

Goffin Molecular Technologies

Industrieweg 24C, 4153 BW Beesd, the Netherlands

e: info@goffinmt.comt: (+31) 345 712 070

