



Goffin Molecular Technologies

PRESTO

**COMBINED CHLAMYDIA TRACHOMATIS
& NEISSERIA GONORRHOEAE REAL-TIME
AMPLIFICATION DNA ASSAY**



500 CT•NG

PRESTO 500 CT•NG

Presto CT/NG is a proven innovation developed by Goffin Molecular Technologies, a leading provider of advanced diagnostic solutions. This state-of-the-art device is designed to provide rapid and accurate results for the detection of *Chlamydia trachomatis* and *Neisseria gonorrhoea*, two common sexually transmitted infections that can have serious consequences if left untreated.

Goffin Molecular Technologies is committed to improving the lives of patients through innovative and reliable products. The Presto CT/NG is a testament to this dedication, offering a reliable and convenient solution for the detection and treatment of *Chlamydia trachomatis* and *Neisseria gonorrhoea* infections.



Discover the added values of the **PRESTO 500 CT•NG**

The Goffin Molecular Technologies

Presto *Chlamydia trachomatis* (CT)- *Neisseria gonorrhoeae* (NG) Assay kit is intended to be used for in vitro qualitative detection of *Chlamydia trachomatis* plasmid DNA and *Neisseria gonorrhoeae* chromosomal DNA in urine, urethral swab specimen, endocervical swab specimen and other swabs of human origin.

Real time PCR has proven to be a sensitive and easy to use diagnostic tool for many micro-organisms and is a standard technique to detect CT/NG. It is known that there are specimen

specific but unknown inhibitory substances present in some clinical samples, which are not always reliably removed during sample preparation.



1. UNIQUE BACTERIAL IAC

A specific designed **Isolation Amplification Control** is introduced which will recognize inefficient DNA isolation and/or PCR inhibition in each individual clinical sample. Combining real time PCR with the addition of an Isolation Amplification Control, which monitors both inhibition and nucleic acid extraction of clinical samples, generates the best of two worlds. The Presto CT/NG kit provides this combination and warrants a correct interpretation omitting false negative and producing true positive signals with high sensitivity and specificity.



2. UNIQUE DETECTION OF DOUBLE INFECTIONS

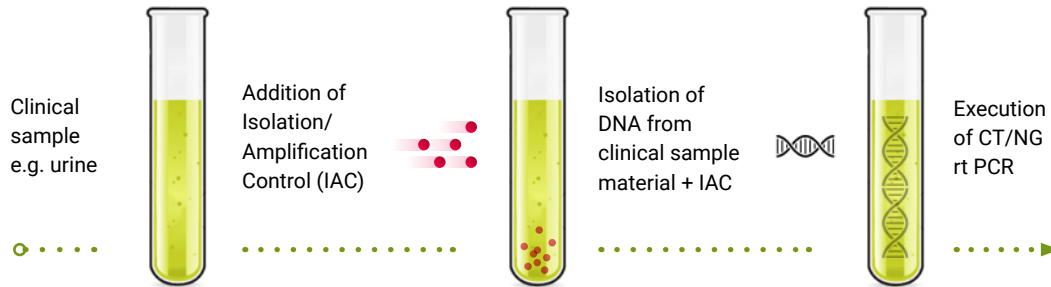
Another unique feature is introduced in the Presto kit. To circumvent negative results in **double infections** with one prominent (highly positive) bacterium, **CT selectors** and **NG selectors** are available. These selectors will allow detection of low load of one target in combination with high load of the other target in the same sample.

PRESTO'S PRINCIPLES

The detection of *Chlamydia trachomatis* (CT) and *Neisseria gonorrhoeae* (NG) DNA by the polymerase chain reaction (PCR) is based on the amplification of a part of the CT cryptic plasmid DNA and the opa genes of NG using specific oligonucleotides.

The PCR products are detected by internal probes, each linked with a different fluorescent reporter dye ("R"). The fluorescence of the reporter is quenched by a quencher group ("Q") linked to the same probe. During formation of the PCR product the probe is degraded, and fluorescence of the reporter is no longer quenched and can be detected in real time.

An **Isolation Amplification Control bacterium** is added before isolation and amplification of a clinical specimen. This control bacterium contains a DNA fragment with the reverse primer recognition site for CT and the forward primer recognition site for NG. The amplified sequence between the primers however is different from the CT/NG fragments. This is detected by a probe sequence with a different reporter dye. The fluorescence of the IAC reporter dye can be used to monitor both isolation and amplification efficiency.



ULTRA ACCURATE
TEST RESULT

All the reasons why
PRESTO 500 CT•NG
is worth your attention

Our CE-IVD certified multiplex rapid combined real-time PCR assays detect all **Chlamydia Trachomatis** serovars and **Neisseria Gonorrhoeae** within 60 minutes and is highly sensitive. Additionally, Presto CT/NG is widely believed to be the Golden Standard due to:





Homebrew pricing, made in The Netherlands.

Offering the best possible product for an unbeatable price enables it to be accessible to all laboratories worldwide, don't settle for less!



Unique double infection detection.

Possibility to use selectors for reliable detection of double infections (2-3% of all cases), whereas 33% is generally missed using alternative CT/NG kits.



Exceptional robustness.

The kit's exceptional robustness and reliability means it is the first choice for laboratory technicians in the most demanding medical circumstances, including tropical regions and the remote regions of the world.



Unique (bacterial) Isolation Amplification Control.

Complete control of any inhibition of PCR reaction itself by optimized competitive PCR IAC on identical primer sites and target sequences for CT and NG.

Specifications

PRESTO

500 CT•NG

CONTENTS

- 5 Tubes Mastermix • 1600 µl
- 5 Tubes Isolation Amplification Control • 750 µl
- 4 Tubes CT Positive Control • 300 µl
- 4 Tubes NG Positive Control • 300 µl
- 2 Tubes Negative Control • 500 µl
- 1 Tube NG Selector • 50 µl
- 1 Tube CT Selector • 50 µl





3-PACK
PRESTO 500 CT-NG



ALL COMPONENTS

PRESTO 500 CT•NG





PRESTO CT•NG

MASTER-MIX

5 tubes with a black colour code.
Containing **1600 µl** ready to use PCR mix.

This mixture contains 4 primers for amplification of the CT DNA, NG DNA and the Isolation Amplification Control DNA respectively.

5^x

The master mix contains all ingredients for PCR amplification including Taq polymerase.



PRESTO CT•NG

POSITIVE NG CONTROL

4 tubes with a green colour code.
Containing **300 µl** positive NG control.

The positive control consists of NG DNA at 100 CFU/10 µl.

4^x



PRESTO CT•NG

ISOLATION AMPLIFICATION CONTROL

5 tubes with a red colour code.
Containing **750 µl** Isolation Amplification Control.

The IAC consists of an inactivated E. coli, modified with a genomic DNA fragment containing primer binding sites identical to the C. Trachomatis and N. Gonorrhoea sequences but with a different intermediate probe sequence.

5^x



PRESTO CT•NG

POSITIVE CT CONTROL

4 tubes with a blue colour code.
Containing **300 µl** Positive CT Control.

The positive CT control consists of CT DNA at 4 IFU/10 µl.

4^x



PRESTO CT•NG

CT SELECTOR

1 tube with a violet colour code.
Containing 50 µl CT Selector.

1^x

The introduction of selectors introduces a new concept in real time detection of **double infections**.

The kit provides a **CT selector** as well as a **NG selector**.



PRESTO CT•NG

NEGATIVE CONTROL

2 tubes with a white colour code.
Containing 500 µl Negative control.

2^x



PRESTO CT•NG

NG SELECTOR

1 tubes with a yellow colour code.
Containing 50 µl NG Selector.

1^x

These selectors are meant to select either CT or NG in a highly NG or CT positive clinical sample (IAC negative), preventing the risk of a false negative double infection.

The use of selectors is advised in case of a positive signal with either CT or NG with Ct/p<21 (e.g. 14-21).

The function of the selector will restore the IAC signal so that even weak positive CT or NG signals can be detected in presence of high loads of NG or CT.

Pushing *boundaries*

At Goffin Molecular Technologies, we are constantly pushing the boundaries of innovation in the field of molecular diagnostics. Our state-of-the-art facilities and dedicated team of experts allow us to offer a wide range of services for production, development, and contract research.

Whenever you need help with the development and/or production of a molecular diagnostics-oriented product, we have the resources and expertise to help you succeed.

Our commitment to innovation and excellence has earned us a reputation as a leader in the molecular technologies industry. We are proud to work with some of the most respected companies and organizations in the world, and we are always eager to take on new challenges and push the boundaries of what is possible.

We understand the importance of staying at the forefront of innovation in the molecular research industry. Enable Goffin Molecular Technologies to take your technology personally.

More **PRESTO** solutions.



PRESTO 100 CT•NG



PRESTO 500 CT•NG



PRESTO 200 TV



PRODUCT	APPLICATION	CONTENT	ORDER NO.	CERTIFICATION
PRESTO 100	CT/NG all clinical samples	100 reactions	CG 160100	CE-IVD
PRESTO 500	CT/NG all clinical samples	500 reactions	CG 160500	CE-IVD
PRESTO 200	TV all clinical samples	200 reactions	CG 170200	IVD

Our services



*Contract
research.*



*Laboratory
advice.*






*Development
of new kits.*



*Molecular
Diagnostics Analyses.*

Contact us

Goffin Molecular Technologies B.V.
Industrieweg 24C
4153 BW Beesd
The Netherlands

 +31(0) 85 004 54 79
 info@goffinmt.com
 goffinmoleculartechnologies.com







Goffin Molecular Technologies

Taking Technology Personally.



Goffin Molecular Technologies B.V. | Industrieweg 24C | 4153 BW Beesd | The Netherlands

+31(0) 85 004 54 79  info@goffinmt.com  goffinmoleculartechnologies.com